

## Virtual Inspections E-Trakit pictures attachment step by step guide.


If you require more assistance, please reach out to the Building and Safety Department  
at (760) 776-6420 or [Building@palmdesert.gov](mailto:Building@palmdesert.gov)


- STEP 1 Log into your E-Trakit account at <https://etrakit.palmdesertgov.com/etrakit/>  
**IF YOU DO NOT** have an E-Trakit account, create a “public” account by selecting public the dropdown menu at the top of the screen.
- STEP 2 Navigate to the permit you are submitting virtual pictures for either in active permits on your dashboard or by using the search feature in the blue menu.
- STEP 3 Click on the paperclip tab “**attachment**”, select file from your computer.
- STEP 4 Click upload and “**agree**” to disclaimer and scroll to bottom of window and click “**close.**”  
Once you click “close” your submittal is now complete.
- STEP 5 There is **no need to schedule your inspection**. Our system will schedule your inspection automatically once all pictures have been uploaded.


### **To verify if your virtual inspection was approved??**


- STEP 6 Please allow 5 to 7 business days for our inspectors to review.
- STEP 7 Log back into your E-Trakit account and click on the inspection tab to view results.

Permit #ETEST22-0004

 Attachment

 Permit

 Request Inspection

 Inspections

Permit Info

Site Info

Contacts

Fees \$0.00

Inspections

Reviews

Type	SEQ#	Result	Scheduled Date	Time	Completed	Time	More Info
BUILDING FINAL**	0		1/6/2023		1/5/2023		More Info